



## **DHAN Foundation**

### **Consolidated Financial Statement April 1, 2013 – March 31, 2014**

#### **DHAN Foundation**

1A, Vaidhiyanathapuram East , Kennet cross road,  
Near Seventh Day Adventist School, Madurai -625 016, Tamilnadu, INDIA  
Ph: 0452-2302500-599, 2610794, 2602247 (Fax); Email: [dhanfoundation@dhan.org](mailto:dhanfoundation@dhan.org)



15 September 2014

**INDEPENDENT AUDITOR'S REPORT**

To,

DHAN (Development of Humane Action) Foundation  
1A, Vaidyanathapuram East,  
Kennet Cross Road,  
Madurai 625016

We have audited the accompanying financial statements relating to the Foreign Contributions of DHAN Foundation, 1A, Vaidyanathapuram East, Kennet Cross Road, Madurai 625016 (Trust) which comprise the balance sheet as at 31 March 2014 and the income and expenditure account for the year ended 31 March 2014 and a summary of the significant accounting policies and other explanatory information.

**Management's Responsibility for the Financial Statement**

Management is responsible for the preparation and fair presentation of these financial statements that give a true and fair view of the financial position and financial performance of the Trust in accordance with the method of accounting followed by the Trust as described in Notes 5 to 7 of schedule 9. This responsibility includes the design, implementation and maintenance of internal control relevant to the preparation and presentation of the financial statements that give a true and fair view and are free from material misstatement, whether due to fraud or error.

**Auditor's Responsibility**

Our responsibility is to express an opinion on the financial statement based on our audit. We conducted our audit in accordance with Standards on Auditing issued by the Institute of Chartered Accountants of India (ICAI). Those Standards require that we comply with ethical requirements and plan and perform the audit to obtain reasonable assurance about whether the financial statement is free from material misstatement.

An audit involves performing procedures to obtain audit evidence about the amounts and disclosures in the financial statement. The procedures selected depend on the auditor's judgment, including the assessment of the risks of material misstatement of the financial statement, whether due to fraud or error. In making those risk assessments, the auditor considers internal control relevant to the entity's preparation and fair presentation of the financial statement in order to design audit procedures that are appropriate in the circumstances. An audit also includes evaluating the appropriateness of accounting policies used and the reasonableness of accounting estimates, if any, made by management, as well as evaluating the overall presentation of the financial statement.



: 2 :

We believe that the audit evidence we have obtained is sufficient and appropriate to provide a basis for our audit opinion.

### **Opinion**


In our opinion and to the best of our information and according to the explanations given to us, the financial statements give a true and fair view in conformity with the accounting principles generally accepted in India:

- a) In the case of the Balance Sheet, of the state of affairs of the Trust as at 31 March 2014; and
- b) In the case of the Income and Expenditure account of the excess of income over expenditure for the year ended on that date;


### **Other Matter**

We have audited the consolidated financial statements of the Trust incorporating in it the figures relating to this financial statement on foreign contributions and the financial statement on local contributions which has also been audited by us.

For Sunanda & Sheshadri.  
Chartered Accountants  
Firm's Registration Number : 4191S



K. Sheshadri  
Partner  
Membership Number : 020956  
Bangalore  
15 September 2014




# DHAN (Development of Humane Action) Foundation


## BALANCE SHEET - Foreign Contribution

	AS AT	March 31, 2014	March 31, 2013
	<i>Schedule</i>		<i>( In Rupees)</i>
<b>ASSETS</b>			
<b>FIXED ASSETS</b>			
Written off as per contra	1	5,98,74,928	5,92,00,404
Land and Building funded from DHAN Corpus	1	1,03,15,264	56,91,074
<b>INVESTMENTS</b>	<b>2</b>	<b>6,27,79,834</b>	<b>6,09,38,423</b>
<b>CURRENT ASSETS, LOANS AND ADVANCES</b>			
Bank Balances	3	95,99,316	17,88,535
Loans and Advances	4	1,69,36,623	33,85,951
<b>SPECIFIED FUNDS</b>	<b>6</b>	<b>1,34,30,300</b>	<b>3,24,18,611</b>
<b>Total</b>		<b>17,29,36,265</b>	<b>16,34,22,998</b>
<b>LIABILITIES</b>			
<b>CORPUS FUND</b>	<b>5</b>	<b>4,94,63,451</b>	<b>5,00,69,444</b>
<b>SPECIFIED FUNDS</b>	<b>6</b>	<b>5,32,53,406</b>	<b>4,77,70,284</b>
<b>ADVANCES</b>		<b>29,216</b>	<b>6,91,792</b>
<b>FIXED ASSETS WRITTEN OFF AS PER CONTRA</b>	<b>1</b>	<b>5,98,74,928</b>	<b>5,92,00,404</b>
Land and Building funded from DHAN Corpus	5	1,03,15,264	56,91,074
<b>Total</b>		<b>17,29,36,265</b>	<b>16,34,22,998</b>
Notes on Accounts	9		

Schedules 1 to 6 and 9 form an integral part of the Balance sheet




Chairman  
B.T. Bangera




Treasurer  
R.D. Thulasiraj

As per our Report of even date.  
For Sunanda & Sheshadri  
Chartered Accountants  
Firm Registration No. 4191S




Executive Director  
M.P. Vasimalai



K. SHESHADRI  
Partner  
Membership No. 20956

Madurai  
September 13, 2014


15 SEP 2014





**DHAN (Development of Humane Action) Foundation**  
**INCOME AND EXPENDITURE ACCOUNT - Foreign Contribution**

FOR THE YEAR ENDED		March 31, 2014	March 31, 2013
	Schedule	(In Rupees)	
<b>INCOME</b>			
Grants received from Foreign Agencies	7	14,32,09,445	8,92,36,148
Interest from Investment of Corpus		30,54,823	66,10,843
Donations		57,200	65,242
Other Interest from Banks		13,54,100	11,84,307
Others		3,33,000	-
<b>Total</b>		<b>14,80,08,568</b>	<b>9,70,96,540</b>
<b>EXPENDITURE</b>			
<b>Community Banking Programme</b>			
Programme Implementation		2,19,94,851	1,81,33,591
Capital Expenditure	1	1,56,190	9,140
<b>Tank fed Agriculture Programme</b>			
Programme Implementation		55,89,472	53,48,206
Capital Expenditure	1	-	3,400
<b>Rainfed Agriculture Programme</b>			
Programme Implementation		4,13,21,259	2,35,52,256
Capital Expenditure	1	19,80,151	11,26,315
<b>Coastal Agriculture and Livelihood programme</b>			
Programme Implementation		1,03,25,149	1,34,78,313
Capital Expenditure	1	1,04,700	-
<b>New Themes and Other Programmes</b>			
Programme Implementation		2,67,47,878	3,01,11,337
Capital Expenditure	1	21,21,656	37,41,898
<b>Central support system</b>			
Programme Implementation		48,35,344	78,13,056
Capital Expenditure	1	31,96,147	5,43,810
<b>Excess of Income over Expenditure / (Expenditure over Income)</b>		2,96,35,771	(67,64,782)
<b>Total</b>		<b>14,80,08,568</b>	<b>9,70,96,540</b>
Appropriation of Excess of Income over Expenditure / (Expenditure over Income)	8	2,96,35,771	(67,64,782)
Notes on Accounts	9		

Schedules 1 and 7 to 9 form an integral part of the Income and Expenditure account.

  
Chairman  
B.T. Bangera


  
Treasurer  
R.D. Thulasiraj

  
Executive Director  
M.P. Vasimalai

Madurai  
September 13, 2014



As per our Report of even date.  
For Sunanda & Sheshadri  
Chartered Accountants  
Firm Registration No. 4191S

  
**K. SHESHADRI**  
Partner  
Membership No. 20956


15 SEP 2014


**DHAN (Development of Humane Action) Foundation**

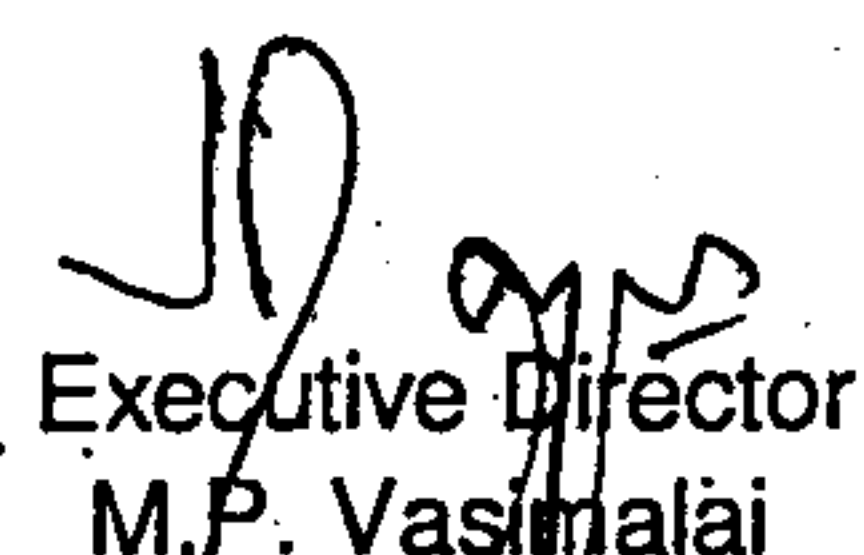
**RECEIPTS AND PAYMENTS ACCOUNT - Foreign Contribution**

FOR THE YEAR ENDED		March 31, 2014	March 31, 2013
	Schedule	(In Rupees)	
<b>RECEIPTS :</b>			
<b>Opening Balance :</b>			
Bank Balance		17,88,535	81,79,025
Grants received from Foreign Agencies	7	14,32,09,445	8,92,36,148
Interest from Investment of Corpus and other funds		30,54,823	66,10,843
Other Interest from Banks		13,54,100	11,84,307
Donations		57,200	65,242
Investments (Net)		(18,41,411)	27,05,812
Advances (Net)		(1,42,13,248)	29,05,554
Income from sale of vehicle		3,33,000	-
Revolving fund advance received		-	5,50,799
<b>Total</b>		<b>13,37,42,444</b>	<b>11,14,37,730</b>
<b>PAYMENTS :</b>			
<b>Community Banking Programme</b>			
Programme Implementation		2,19,94,851	1,81,33,591
Capital Expenditure	1	1,56,190	9,140
<b>Tank fed Agriculture Programme</b>			
Programme Implementation		55,89,472	53,48,206
Capital Expenditure	1	-	3,400
<b>Rainfed Agriculture Programme</b>			
Programme Implementation		4,13,21,259	2,35,52,256
Capital Expenditure	1	19,80,151	11,26,315
<b>Coastal Agriculture and Livelihood programme</b>			
Programme Implementation		1,03,25,149	1,34,78,313
Capital Expenditure	1	1,04,700	-
Revolving Fund Advanced		-	96,799
<b>New Themes and Other Programmes</b>			
Programme Implementation		2,67,47,878	3,01,11,337
Capital Expenditure	1	21,21,656	37,41,898
<b>Central support system</b>			
Programme Implementation		48,35,344	78,13,056
Capital Expenditure	1	31,96,147	5,43,810
Building from DHAN own Corpus	1	57,70,331	56,91,074
<b>Closing Balance</b>			
Bank Balance		95,99,316	17,88,535
<b>Total</b>		<b>13,37,42,444</b>	<b>11,14,37,730</b>
Notes on Accounts	9		

Schedules 1, 7 & 9 form an integral part of the Receipts & Payments Account


  
Chairman  
B.T. Bangera


  
Treasurer  
R.D. Thulasiraj

  
Executive Director  
M.P. Vasimalai

Madurai  
September 13, 2014

As per our Report of even date.  
For Sunanda & Sheshadri  
Chartered Accountants  
Firm Registration No. 4191S

  
K. SHESHADRI  
Partner  
Membership No. 20956



15 SEP 2014

# DHAN (Development of Humane Action) Foundation


## SCHEDULE TO BALANCE SHEET - Foreign Contribution as at March 31, 2014

### Schedule 1 : Fixed Assets

Particulars	G R O S S B L O C K A T C O S T				D E P R E C I A T I O N				N E T B L O C K			
	As on 01.04.2013	Addition (Transfer)	Deletion (Transfer)	As on 31.03.2014	As on 01.04.2013	Rate	for the year	Withdrawn on deletion	As on 31.03.2014	As on 31.03.2014	As on 31.03.2013	
	(In Rupees)											
<b>Community Banking Programme</b>												
Freehold Land	6,58,021			6,58,021							6,58,021	6,58,021
Land & Building	1,18,04,473			1,18,04,473	43,08,488	10	7,49,599		50,58,087		67,46,386	74,95,985
Furniture and Fixtures	6,97,143	2,790		6,99,933	4,18,362	10	28,157		4,46,519		2,53,414	2,78,781
Office Equipments	3,26,959			3,26,959	2,41,626	15	12,800		2,54,426		72,533	85,333
Professional Equipments	42,61,018	1,50,600		44,11,618	41,80,016	60	1,38,961		43,18,977		92,641	81,002
Electrical Fittings	2,50,880	2,800		2,53,680	1,68,814	10	8,487		1,77,301		76,379	82,066
Vehicles	54,83,025		3,75,000	51,08,025	40,50,723	15	2,14,845	3,42,242	39,23,326		11,84,699	14,32,302
Plant & Machinery	12,67,436			12,67,436	7,76,404	15	73,655		8,50,059		4,17,377	4,91,032
<b>Total I</b>	<b>2,47,48,955</b>	<b>1,56,190</b>	<b>3,75,000</b>	<b>2,45,30,145</b>	<b>1,41,44,433</b>		<b>12,26,504</b>	<b>3,42,242</b>	<b>1,50,28,695</b>		<b>95,01,450</b>	<b>1,06,04,522</b>
<b>Tank Fed Agriculture Programme</b>												
Freehold Land	1,76,689			1,76,689								1,76,689
Furniture and Fixtures	5,45,951			5,45,951	3,32,451	10	21,350		3,53,801		1,92,150	2,13,500
Office Equipments	2,46,917			2,46,917	1,83,696	15	9,483		1,93,179		53,738	63,221
Professional Equipments	32,73,748			32,73,748	32,10,014	60	38,240		32,48,254		25,494	63,734
Electrical Fittings	1,57,609			1,57,609	1,13,661	10	4,395		1,18,056		39,553	43,948
Vehicles	17,73,575			17,73,575	12,94,407	15	71,875		13,66,282		4,07,293	4,79,168
<b>Total II</b>	<b>61,74,489</b>	<b>-</b>	<b>-</b>	<b>61,74,489</b>	<b>51,34,229</b>		<b>1,45,343</b>	<b>-</b>	<b>52,79,572</b>		<b>8,94,917</b>	<b>10,40,260</b>
<b>Rainfed Agriculture Programme</b>												
Furniture and Fixtures	70,135	29,558		99,693	10,450	10	8,924		19,374		80,319	59,685
Office Equipments	36,535	39,705		76,240	8,290	15	10,193		18,483		57,757	28,245
Professional Equipments	9,98,909	4,51,985		14,50,894	7,22,455	60	4,37,063		11,59,518		2,91,376	2,76,454
Electrical Fittings	7,605	4,150		11,755	824	10	1,093		1,917		9,838	6,781
Plant & Machinery	5,87,000	14,54,753		20,41,753	88,050	15	2,93,055		3,81,105		16,60,648	4,98,950
<b>Total III</b>	<b>17,00,184</b>	<b>19,80,151</b>	<b>-</b>	<b>36,80,335</b>	<b>8,30,069</b>		<b>7,50,328</b>	<b>-</b>	<b>15,80,397</b>		<b>20,99,938</b>	<b>8,70,115</b>
<b>Coastal Agriculture and Livelihood programme</b>												
Freehold Land	69,77,521			69,77,521								69,77,521
Land & Building	2,20,07,184			2,20,07,184	1,01,05,232	10	11,90,195		1,12,95,427		1,07,11,757	1,19,01,952
Furniture and Fixtures	11,90,415			11,90,415	5,45,707	10	64,471		6,10,178		5,80,237	6,44,708
Office Equipments	8,37,169	47,950		8,85,119	5,58,660	15	48,969		6,07,629		2,77,490	2,78,509
Professional Equipments	63,43,515	56,750		64,00,265	62,80,403	60	71,917		63,52,320		47,945	63,112
Electrical Fittings	3,89,864			3,89,864	2,25,496	10	16,437		2,41,933		1,47,931	1,64,368
Plant and Machinery	1,12,91,517			1,12,91,517	62,81,416	15	7,51,515		70,32,931		42,58,586	50,10,101
Vehicles	57,03,756		7,64,200	49,39,556	42,13,044	15	2,23,607	5,55,964	38,80,687		10,58,869	14,90,712
<b>Total IV</b>	<b>5,47,40,941</b>	<b>1,04,700</b>	<b>7,64,200</b>	<b>5,40,81,441</b>	<b>2,82,09,958</b>		<b>23,67,111</b>	<b>5,55,964</b>	<b>3,00,21,105</b>		<b>2,40,60,336</b>	<b>2,65,30,983</b>

10

15 SEP 2014





**DHAN (Development of Humane Action) Foundation**

**SCHEDULE TO BALANCE SHEET - Foreign Contribution as at March 31, 2014**

(In Rupees)

Particulars	G R O S S B L O C K A T C O S T			D E P R E C I A T I O N			N E T B L O C K		
	As on 01.04.2013	Addition (Transfer)	As on 31.03.2014	Deletion (Transfer)	Rate	for the year	Withdrawn on deletion	As on 31.03.2014	As on 31.03.2013
<b>New Themes and Other Programmes</b>									
Freehold Land	24,70,674	-	24,70,674	-	-	-	-	24,70,674	24,70,674
Building work in Progress	-	19,53,048	19,53,048	-	-	-	-	19,53,048	-
Building	1,18,21,540	-	1,18,21,540	-	10	8,12,778	-	73,15,004	81,27,782
Furniture and Fixtures	8,70,165	-	8,70,165	-	10	48,899	-	4,30,074	4,88,990
Office Equipments	2,86,357	-	2,86,357	-	15	15,956	-	1,95,941	1,06,372
Professional Equipments	44,45,395	1,03,475	45,48,870	-	60	2,12,956	-	44,06,899	1,41,971
Electrical Fittings	3,20,645	65,133	3,85,778	-	10	19,055	-	2,14,281	1,25,419
Plant and Machinery	44,84,831	-	44,84,831	-	15	5,01,072	-	16,45,420	33,40,483
Vehicles	8,95,688	-	8,95,688	-	15	33,096	-	7,08,141	2,20,643
<b>Total V</b>	<b>2,55,95,295</b>	<b>21,21,656</b>	<b>2,77,16,951</b>	<b>-</b>		<b>16,43,812</b>	<b>-</b>	<b>1,21,07,292</b>	<b>1,56,09,659</b>
<b>Central Support System</b>									
Freehold Land	35,75,913	-	35,75,913	-	-	-	-	35,75,913	35,75,913
Building	-	31,96,147	31,96,147	-	10	3,19,615	-	3,19,615	28,76,532
Furniture and Fixtures	1,38,913	-	1,38,913	-	10	6,162	-	83,451	61,624
Office Equipments	29,588	-	29,588	-	15	1,254	-	22,481	8,361
Professional Equipments	4,95,482	-	4,95,482	-	60	2,302	-	4,93,948	1,534
Electrical Fittings	5,99,109	-	5,99,109	-	10	50,104	-	1,48,178	4,50,931
Vehicles	16,21,453	-	16,21,453	-	15	1,30,791	-	8,80,304	7,41,149
<b>Total VI</b>	<b>64,60,458</b>	<b>31,96,147</b>	<b>96,56,605</b>	<b>-</b>		<b>5,10,228</b>	<b>-</b>	<b>19,47,977</b>	<b>50,22,709</b>
<b>Total (I+II+III+IV+V+VI)</b>	<b>11,94,20,322</b>	<b>75,58,844</b>	<b>12,58,39,966</b>	<b>11,39,200</b>	<b>-</b>	<b>66,43,326</b>	<b>8,98,206</b>	<b>6,59,65,038</b>	<b>5,98,74,928</b>

<b>Office Building Funded from Own Corpus</b>									
Particulars	As on 01.04.2013	Addition (Transfer)	As on 31.03.2014	Deletion (Transfer)	Rate	for the year	Withdrawn on deletion	As on 31.03.2014	As on 31.03.2013
Building	56,91,074	57,70,331	1,14,61,405	-	10	11,46,141	-	11,46,141	1,03,15,264
<b>Total</b>	<b>56,91,074</b>	<b>57,70,331</b>	<b>1,14,61,405</b>	<b>-</b>	<b>10</b>	<b>11,46,141</b>	<b>-</b>	<b>11,46,141</b>	<b>1,03,15,264</b>

*B.T. Bangera*  
Chairman  
B.T. Bangera

*R.D. Thulasiraj*  
Treasurer  
R.D. Thulasiraj

*M.P. Vasimalai*  
Executive Director  
M.P. Vasimalai



*15 SEP 2014*


Madurai  
September 13, 2014


**DHAN (Development of Humane Action) Foundation**

**SCHEDULES TO BALANCE SHEET - Foreign Contribution**

AS AT	March 31, 2014	March 31, 2013
	(In Rupees)	
<b>Schedule 2 : Investments</b>		
<b>Ford Foundation Corpus Fixed Deposits :</b>		
Housing Development Financial Corporation	97,00,000	97,00,000
Repco Bank	1,87,01,227	1,81,53,282
City Union Bank	1,25,43,151	1,25,00,000
Pandiyan Grama Bank	84,38,541	77,38,459
Canara Bank	10,22,430	9,43,537
	<u>5,04,05,349</u>	<u>9,43,537</u>
<b>Community Risk Reserve &amp; Other Funds Fixed Deposits:</b>		
Pandiyan Grama Bank	91,41,197	86,69,857
City Union Bank	32,33,288	32,33,288
	<u>1,23,74,485</u>	<u>32,33,288</u>
<b>Total</b>	<u><u>6,27,79,834</u></u>	<u><u>6,09,38,423</u></u>
<b>Schedule 3 : Bank Balances</b>		
In Savings accounts	95,99,316	17,88,535
<b>Total</b>	<u><u>95,99,316</u></u>	<u><u>17,88,535</u></u>
<b>Schedule 4 : Loans and Advances</b>		
<b>Advances Recoverable:</b>		
Project Advances to staff	1,95,298	3,95,081
Deposits	1,82,000	1,97,000
Other Advances Recoverable	1,65,59,325	27,93,870
<b>Total</b>	<u><u>1,69,36,623</u></u>	<u><u>33,85,951</u></u>

  
 Chairman  
 B.T. Bangera

  
 Treasurer  
 R.D Thulasiraj

  
 Executive Director  
 M.P. Vasimalai

  
 15 SEP 2014  


Madurai  
 September 13, 2014

**DHAN (Development of Humane Action) Foundation**

**SCHEDULES TO BALANCE SHEET - Foreign Contribution**


	AS AT	March 31, 2014	March 31, 2013
			(In Rupees)
<b>Schedule 5 : Corpus Fund</b>			
Ford Foundation Corpus Fund			
Opening Balance	5,00,69,444		
Add : Current Interest on Corpus investments	30,54,823		
Less: Current utilisation	<u>(36,60,816)</u>		
		4,94,63,451	5,00,69,444
DHAN Foundation Own Building Corpus			
Opening Balance	56,91,074		
Add : Transferred from Revolving Fund	57,70,331		
	<u>1,14,61,405</u>		
Less: Depreciation for the year (contra) - Sch.1	<u>11,46,141</u>	1,03,15,264	56,91,074
<b>Total</b>		<u><u>5,97,78,715</u></u>	<u><u>5,57,60,518</u></u>
<b>Schedule 6 : Specified Funds</b>			
<b>DONORS ACCOUNT</b>			
Opening Balance - Deficit	(1,38,01,539)		
Add : (Surplus) during the year	<u>3,12,54,217</u>		
Closing balance - Net	<u>1,74,52,678</u>		(1,38,01,539)
Donor Debit / Deficit balances	(1,34,30,300)		3,24,18,611
Donor Credit / Surplus balances	<u>3,08,82,978</u>	3,08,82,978	
	<u>1,74,52,678</u>		<u>1,86,17,072</u>
<b>REVOLVING FUND RETURNS</b>			
Opening Balance - Surplus	91,18,850		
Less: Transfer to Building Corpus	<u>57,70,331</u>	33,48,519	91,18,850
<b>COMMUNITY RISK RESERVE FUND</b>			
Opening Balance - Surplus	1,83,50,981		
Add : Current Receipts - Appropriated	-		
Add: Current Interest on fund Investment	8,71,460		
Less: Current year Utilisation	<u>(7,54,379)</u>	1,84,68,062	1,83,50,981
<b>VEHICLE FUND</b>			
Opening Balance - Surplus	16,83,381		
Add : Current Receipt appropriation	3,33,000		
Less: Current year Utilisation	<u>(14,62,534)</u>	5,53,847	16,83,381
<b>Total</b>		<u><u>5,32,53,406</u></u>	<u><u>4,77,70,284</u></u>

  
Chairman  
B.T. Bangera

  
Treasurer  
R.D Thulasiraj

  
Executive Director  
M.P. Vasimalai

15 SEP 2014



Madurai  
September 13, 2014


**DHAN (Development of Humane Action) Foundation**


**SCHEDULES TO INCOME AND EXPENDITURE ACCOUNT - Foreign Contribution**


	AS AT	March 31, 2014	March 31, 2013
			(In Rupees)
<b>Schedule 7 : Grants Received from Foreign Agencies</b>			
Rabobank Foundation, The Netherlands		2,92,04,497	2,78,71,166
HIVOS, The Netherlands		66,15,850	1,42,68,872
Stichting Duurzame Micro Pensioenen, The Netherlands		1,16,28,493	1,02,16,544
International Development Research Centre (IDRC)		4,29,89,474	1,65,04,368
Caritas, Switzerland		82,37,202	58,02,800
Karunai Illam Trust, New Zealand		43,98,817	29,72,829
Consortium of DEWATS Dissemination Society		1,44,000	2,83,296
GIZ, New Delhi		28,44,364	10,25,500
HOPE international		2,59,490	6,52,370
Delegation of the European Union of India		78,29,477	59,26,750
HIVOS, Agricultural Biodiversity Community		15,86,082	-
Water.org, USA		76,81,080	-
Bill & Melinda Gates Foundation, USA		31,98,519	-
New Zealand High Commission, India		6,50,000	-
Achmea Re Insurance, The Netherlands		12,25,348	-
Institute for Social ENT in Asia		5,89,360	-
India Water Partnership, India		3,47,710	-
Institute Water Management of India		45,958	-
University College of London, UK		10,19,382	-
Arab Gulf Programme for Development (AGFUND)		84,15,428	-
Bioversity International		7,83,644	-
Hugnine Rallapalli Foundation (HRF)		6,12,500	-
Atkins, United Kingdom		8,39,012	-
TAI-Voluntary Health Services, India		13,97,160	-
Focus India Forum, Singapore		4,00,000	-
Others		2,66,598	37,11,653
<b>Total</b>		<b>14,32,09,445</b>	<b>8,92,36,148</b>

**Schedule 8: Appropriation of Excess of Income over Expenditure / (Expenditure over Income)**

Excess of Income over Expenditure / (Expenditure over Income)	2,96,35,771	(67,64,782)
<b>Transfer to :</b>		
DHAN Own Corpus from Investment income	-	2,67,793
Ford Foundation Corpus fund from Investment Income	30,54,823	63,43,050
Community Risk Reserve fund from Interest Income	8,71,460	8,39,505
Community Risk Reserve fund - Expenses	(7,54,379)	-
Community Risk Reserve fund from Grant income	-	31,15,000
Ford Foundation Corpus - Expenses	(36,60,816)	(26,55,907)
DHAN Own Corpus - Expenses	-	(5,62,241)
Vehicle Fund - Income	3,33,000	5,14,198
Vehicle Fund - Utilisation	(14,62,534)	(56,496)
Donor's account - Surplus / (Deficit)	3,12,54,217	(1,45,69,684)
<b>Total</b>	<b>2,96,35,771</b>	<b>(67,64,782)</b>


  
Chairman  
B.T. Bangera

  
Treasurer  
R.D. Thulasiraj

  
Executive Director  
M.P. Vasimala

Madurai  
September 13, 2014

15 SEP 2014




## DHAN (Development of Humane Action) FOUNDATION

### Schedules to Balance sheet, Income and Expenditure account and Receipts and Payments account - Foreign Contribution for the year ended March 31, 2014

#### Schedule 9 - Notes on accounts:

1. **The guiding principles that are fundamental to the Trust are:**
  - 1.1. High quality human resources will be engaged in grassroots work. The focus of the work will be on enabling rather than delivering through direct action.
  - 1.2. Value collaboration with mainstream institutions and government to demonstrate new and effective ways of development intervention and to build viable linkages between people and mainstream.
  - 1.3. Promoting people's organisations at various levels, with focus on one particular theme for sustainability.
  - 1.4. The strategy for growth is towards enriching the themes and retain subsectoral focus.
2. **In pursuance of its objects and based on the guiding principles set out in para 1 above the Trust:**
  - 2.1 Undertakes projects and facilitates government and private local institution sponsored projects for promotion, renovation and maintenance of irrigation systems, and of natural resources, by land treatment, watershed management, afforestation, waste land development and management and also housing/housing finance for the needy.
  - 2.2 Promotes women's mutual credit and savings groups, associations of such groups and federations of such associations to enhance the savings and borrowing power of the poor to promote income generation activities for their livelihood.
  - 2.3 Works with the poor through locally active groups, informal and otherwise, in the accomplishment of its objectives.
  - 2.4 Provides technical and management assistance to similar voluntary agencies, institutions, government departments and funding agencies involved in developmental work in India.
3. In the course of implementing the development projects the Trust facilitates the mobilisation of substantial resources from various rural development schemes of the government and banks and through participants' own contribution, which are directly channeled to the participants. These have no monetary impact on the accounts of the Trust. This is in keeping with the Trust's policy of progressively strengthening the capability of the weaker sections to deal effectively with development agencies and to manage development activities themselves. The administrative overheads incurred on account of the technical/managerial support extended are charged as expenditure of the Trust.
4. In the case of informal savings and credit groups and other income generation activities flowing therefrom, the Trust provides inter alia revolving fund grants & interest free working capital loans, as per the mandate of the donors to the beneficiaries and the same are separately accounted for through the Balance Sheet, held in Trust and administered. All other grants (except corpus grants), including capital grants, are taken as revenue receipts of the Trust in the year of receipt.




5. The Trust follows cash basis of accounting.
6. Fixed assets are written off in the year of acquisition as expenditure in the income and expenditure account.


However to present a more realistic picture of the value of assets appearing in the balance sheet, depreciation at the rates provided in the Income Tax Act, 1961 is being reduced from the cost of the fixed assets on the written down value method. Written down value of assets so arrived at is shown as contra.on both the assets & liabilities side of the Balance sheet.

Where land and buildings are purchased for a consolidated consideration without break-up, depreciation has been provided on such consolidated amount.

Professional equipment includes computers, projectors, cameras etc, and have been depreciated at the rate applicable to computers.

7. Office building funded to the extent (Gross Block) of Rs. 1,14,61,405/- (including opening balance of Rs. 56,91,074 ) from own corpus and depreciation thereon (see note 6 above) has been retained as a separate item in Schedules 1 and 5 to ensure disclosure of the corpus and the corresponding utilisation against it.
8. Fixed deposit of Rs Rs 51,82,544/- (Previous year 64,70,895) with Pandyan Grama Bank is under lien towards demand loan from the said bank.
9. Previous year's figures have been regrouped / reclassified wherever necessary.

  
Chairman  
B.T. Bangera

  
Treasurer  
R.D. Thulasiraj

  
Executive Director  
M.P. Vasimalai

Madurai  
September 13, 2014

15 SEP 2014

